

















	Airbag		Gas generator		Belt tensioner		Control unit		Active pedestrian protection
	Roll-over bar		Gas strut		Body reinforcement		Attention - climate zone		
	Battery		Low-voltage condenser		Fuel tank		Gas tank		Safety valve
	High-voltage battery		Driving/High-voltage part		High-voltage switch		Fuse box Deactivation High-voltage system		High-voltage condenser

Brand	Type	Stage	Launch year	Internal reference	Creation date	Version/output	Version no.	Page
SEAT	Leon	1	2020	VSS-KL10K50	01/10/2019	12/02/2020	1	1 of 4

### 1. Identification / Identifying features

Observe the illustrations on page 1.

### 2. Immobilisation / Stabilisation / Lifting



in automatic gearbox:

1. Press the “P” button.

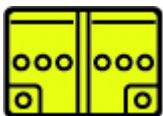


2. Operate the electric handbrake.

### 3. Rules for Deactivation/Safety



1. Press the start and stop button if the vehicle is fitted with a “keyless entry” system.



2. Disconnect the 12V on-board electrical system battery in the engine compartment using a suitable tool.  
Turn off the vehicle electric system  
First disconnect the negative terminal (-) then the positive terminal (+) of the on-board electrical system battery.

### 4. Access to the Vehicle Occupants

Observe the body reinforcements on page 1.

Brand	Type	Stage	Launch year	Internal reference	Creation date	Version/output	Version no.	Page
SEAT	Leon	1	2020	VSS-KL10K50	01/10/2019	12/02/2020	1	2 of 4



**5. Energy storage/ Fluids / Gases / Solids**

		<p>The Leon 2020 may be fitted with a petrol engine</p> <p>or</p>
		<p>driven by a diesel engine.</p>

**6. In Case of Fire**

Undertake firefighting with appropriate fire-extinguishing agents (water, foam, powder) depending on the individual situation in accordance with the orders of the officer-in-charge wearing PPE with self-contained breathing apparatus.




**7. When Submerged**

Where service fluids escape, limit their spread to the surface of the water by possibly use of suitable equipment in accordance with the orders of the officer-in-charge.

**8. Towing Away / Transport / Storage**

Advise the recovers service of an possible escaping service fluids.


**9. Important Additional Information**

	<p>Ensure fire protection using appropriate means in accordance with the orders of the officer-in-charge.</p>
	<p>Collect escaping service fluids in accordance with the orders of the officer-in-charge or dam up the vehicle with sand/binding agent.</p>
	<p>Avoid direct skin contact with service fluids.</p>

Brand	Type	Stage	Launch year	Internal reference	Creation date	Version/output	Version no.	Page
SEAT	Leon	1	2020	VSS-KL10K50	01/10/2019	12/02/2020	1	3 of 4



## 10. Meaning of the Pictograms Used

 <p>Remove key from the vehicle</p>	 <p>Low-voltage battery</p>	 <p>Diesel</p>	 <p>Petrol</p>	 <p>inflammable</p>	 <p>Environmental risk</p>	 <p>poisonous</p>	 <p>Health risk</p>
--	--	---	---	--	--	--	--

Brand	Type	Stage	Launch year	Internal reference	Creation date	Version/output	Version no.	Page
SEAT	Leon	1	2020	VSS-KL10K50	01/10/2019	12/02/2020	1	4 of 4