

Note: The illustration shows the maximum possible range of equipment.

	Airbag		Stored gas inflator		Seat belt pretensioner		SRS control unit		Pedestrian protection active system
	Automatic rollover protection system		Gas strut / Preloaded spring		High strength zone		Zone requiring special attention		
	Battery low voltage		Ultra-capacitor, low-voltage		Fuel tank		Gas tank		Safety valve
	Battery pack, high-voltage		High voltage power cable		High voltage device that disconnects high voltage		Fuse box disabling high voltage		High voltage ultra-capacitor
	Fuel tank content gasoline/ethanol		Gas tank with gas type indication (CNG)		Manual gas shut-off valve with gas type indication (CNG)				

Brand	Type	Step	Year of market entry	Internal reference	Creation date	Edition	Version no.	Page
SEAT	Arona	1	2021	VSS-KJ71T53	14/06/2021	25/07/2022	2	1 of 4

1. Identification / recognition

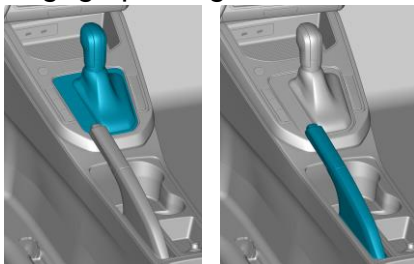
Fuel tank filling point (Gasoline + CNG)



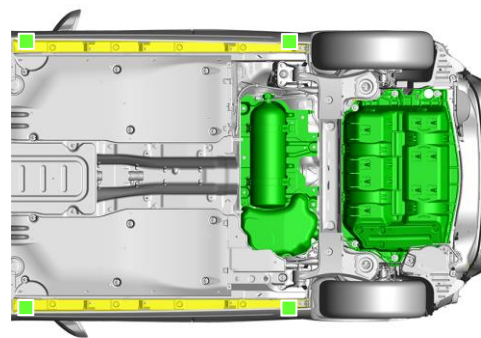
2. Immobilisation / stabilisation / lifting

Immobilising the vehicle

Automatic gearbox: move selector lever to position "P".
Engage parking brake.



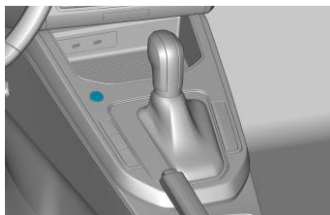
Lifting points



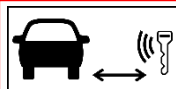
- Suitable lifting points
- Gas tank

3. Disable direct hazards / safety regulations

Switch off motor



If the vehicle is fitted with a "keyless entry" system:
Press start-stop button without operating the brake pedal.



A code card or a smartphone app may be used instead of a remote control key.

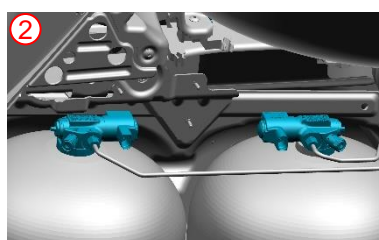

Manual gas tank shut-off



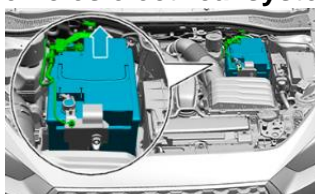
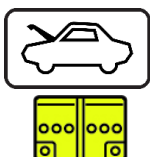
Remove plastic covers.

Locate tank safety valves (see page 1).

Close the safety valves (5 mm open-end wrench or ring wrench).



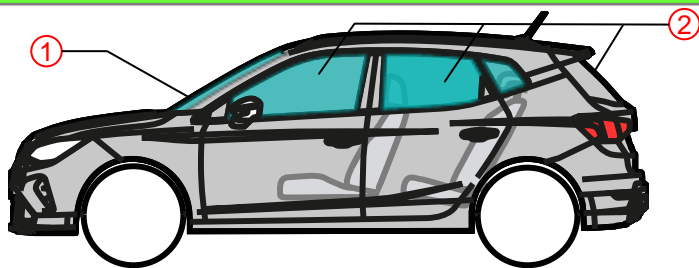
Disconnect the vehicles electrical system (12V battery)



- Open the bonnet.
- Disconnect first the negative wire (-) then the positive wire (+) on the on-board battery.

Brand	Type	Step	Year of market entry	Internal reference	Creation date	Edition	Version no.	Page
SEAT	Arona	1	2021	VSS-KJ71T53	14/06/2021	25/07/2022	2	2 of 4









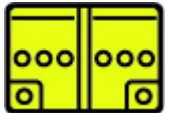



4. Access to the occupants



Glazing:

- ① Laminated glass
- ② Single-pane safety glass

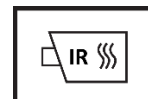
5. Stored energy / liquids / gases / solids

   	max. 260 bar
   	9 l
   	12 V

6. In case of fire




The overpressure fuses in the gas tanks open at about 110°C (blowing noise). After approximately 90 seconds, the tanks are empty. Wear suitable personal protective equipment!



7. In case of submersion

After recovering a vehicle from water, let the water drain away. In the event of a gas leak, close the tanks with the shut-off valves (see chapter 3). Wear suitable protective equipment!




8. Towing / transportation / storage

















- In the event of a gas leak, close the tanks (see chapter 3).
- Do not tow the vehicle using the drive axle.
- Do not damage the gas tanks.

Brand	Type	Step	Year of market entry	Internal reference	Creation date	Edition	Version no.	Page
SEAT	Arona	1	2021	VSS-KJ71T53	14/06/2021	25/07/2022	2	3 of 4

9. Important additional information

	<p>Guarantee fire protection with adequate means following the instructions of the operations manager.</p>
	<p>Collect spilled operating media and liquids as instructed by the Operations Manager, or spread sand / binder around the vehicle to prevent their spread.</p>
	<p>Avoid direct skin contact with operating fluids and media.</p>

10. Explanation of pictograms used

 <p>Flammable</p>	 <p>Explosive</p>	 <p>Hazardous to the human health</p>	 <p>Environmental hazard</p>	 <p>Gases under pressure</p>	 <p>Vehicle on fuel of liquid group 2</p>	 <p>Vehicle on CNG</p>
 <p>Gas line (generic)</p>	 <p>Use water to extinguish the fire</p>	 <p>Use wet foam to extinguish the fire</p>	 <p>Use ABC powder to extinguish the fire</p>	 <p>Bonnet</p>	 <p>Use thermal Infrared camera</p>	 <p>Remove smart key</p>

Brand	Type	Step	Year of market entry	Internal reference	Creation date	Edition	Version no.	Page
SEAT	Arona	1	2021	VSS-KJ71T53	14/06/2021	25/07/2022	2	4 of 4